

ChurchHope

Responsive WordPress Theme Documentation

PART 5

SIDEBARS & WIDGETS

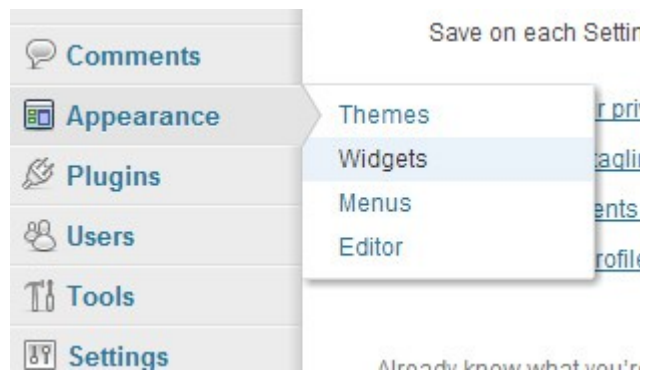
developed by [Themoholics.com](https://themoholics.com)

Table of Contents

- [What is sidebar?](#)
- [What is widgets?](#)
- [How to create custom Sidebar?](#)
- [How to add Widgets to Sidebar?](#)
- [How to add Sidebar to my page/post?](#)
- [Header & Footer Sidebars](#)

Sidebars & Widgets

On the next image and in your dashboard you can see new menu item called “Appearance->Widgets”. This is where you can add widgets to sidebars.

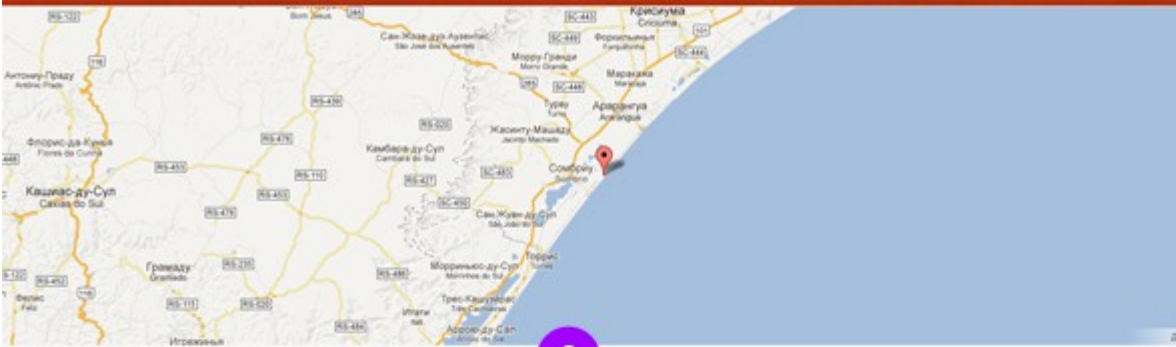


What is Sidebar?

Sidebar is an area where you can place widgets.

Our theme comes with with 5 possible sidebar areas: header(1), under title sidebar(2), footer (4), right & left content sidebars (3).

Each page can have it our custom sidebars that can be ceated in Theme Options -> Sidebars. You can have unlimited amount of sidebar instances.



Latest Sermon: Not a Fan: The Open Invitation - February 12, 2012

Download Latest Sermon



Summer Meeting for all Children's Ministry Volunteers

Every Week

14:00, 15:00

New York, Avenue Y 1600

1 800 321 4321



Sed ut perspiciatis unde omnis iste natus error sit voluptatem accusantium doloremque laudantium, totam rem aperiam, eaque ipsa quae ab illo inventore veritatis et quasi architecto beatae vitae dicta sunt explicabo.



Sunny Morning - 0:00:00 / 0:00:00

Nemo enim ipsam voluptatem quia voluptas sit aspernatur aut odit aut fugit, sed quia consequuntur magni dolores eos qui ratione voluptatem sequi nesciunt. Neque porro quisquam est, qui dolorem ipsum quia dolor sit amet, consectetur, adipisci velit, sed quia non numquam eius modi tempora incidunt ut labore et dolore magnam aliquam quaerat voluptatem. Ut enim ad minima veniam, quis nostrum exercitationem ullam corporis suscipit laboriosam, nisi ut aliquid ex ea commodi consequatur? Quis autem vel eum iure reprehenderit qui in ea voluptate velit esse quam nihil molestiae consequatur, vel illum qui dolorem eum fugiat quo voluptas nulla pariatur.

Video From our Latest Events



Twitter



Responsive, unlimited colors, fluid slideshow, events system, custom widgets, shortcodes - ChurchHope #WordPress Theme <http://it.co/3dxv8DA> 2 mins ago



#Events system, #SEO optimized, Translation ready, #Responsive, lots of shortcodes... ChurchHope #WordPress Theme <http://it.co/3dxv8DA> 1 hour ago



Breath is a premium #WordPress Theme with stunning design. It will literally take your breath away. <http://it.co/3dxv8DA> #themeforest 2 hours ago

Lets Get Social!



WHEN AND WHERE?

Sed ut perspiciatis unde omnis iste natus error sit voluptatem accusantium doloremque laudantium.

Coffee Club - 10:00a
Worship - 10:30a
AM Exchange - 11:30

more info

FOLLOW US



Twitter



Facebook



Google Plus



Email



Dribbble

LOTS OF SHORTCODES

- Audio Player
- Events Shortcodes
- Pricing plans
- Social
- Tabs & Toggles
- And Lots more!

UNLIMITED FLEXIBILITY

- Custom background image for header
- Custom settings for tags, gallery, categories, testimonials listings
- Default theme customize support, for WP 3.4
- Full width fluid slideshow

What is Widgets?

WordPress Widgets are WordPress Plugins that add visitor visual and interactivity options and features, such as sidebar widgets for post categories, tag clouds, navigation, search, etc. They were originally designed to provide a simple and easy-to-use way of giving design and structure control of the WordPress Theme to the user in the sidebar.

Our theme comes with 11 custom widgets, such as: social links, contact form, flickr, from portfolio/gallery, twitter, email subscribe, upcoming events, next event countdown, recent posts, popular posts, testimonials to make your life easier.

Navigate to Dashboard -> Appearance -> Widgets to view your available widgets and widget areas.



Widgets

Available Widgets

Drag widgets from here to a sidebar on the right to activate them. Drag widgets back here to deactivate them and delete their settings.

Churchope › FeedburnerEmail form

Feedburner subscribe by email form.

Churchope › Contact form

Contact form widget

Churchope › From Gallery

Show previews from gallery category

Churchope › Flickr

Show photos from Flickr.com

Churchope › Popular posts

Show popular posts

Churchope › Next Event

Next Event widget

Churchope › Social Links

Show social network links

Churchope › Recent posts

Show recent posts

Churchope › Twitter

Show latest tweets

Churchope › Testimonials

Show Testimonials

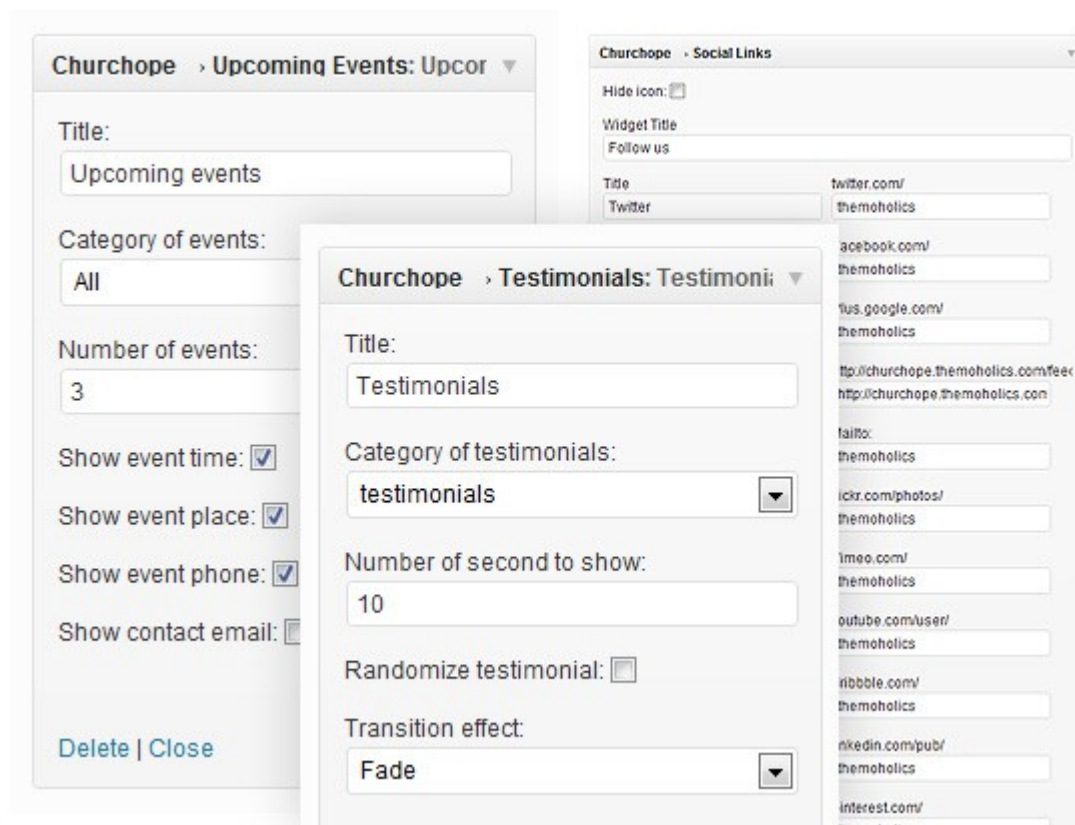
Custom Menu

Use this widget to add one of your custom menus as a widget.

Churchope › Upcoming Events

Upcoming Events widget

Each widget comes with various options for better flexibility



How to create custom Sidebar?

To create your custom sidebar go to Theme Options -> Sidebars.

Simply type name for your sidebar and click **“Add sidebar”**.

For the sidebar names you are allowed to use uppercase, lowercase, numbers and underscores.

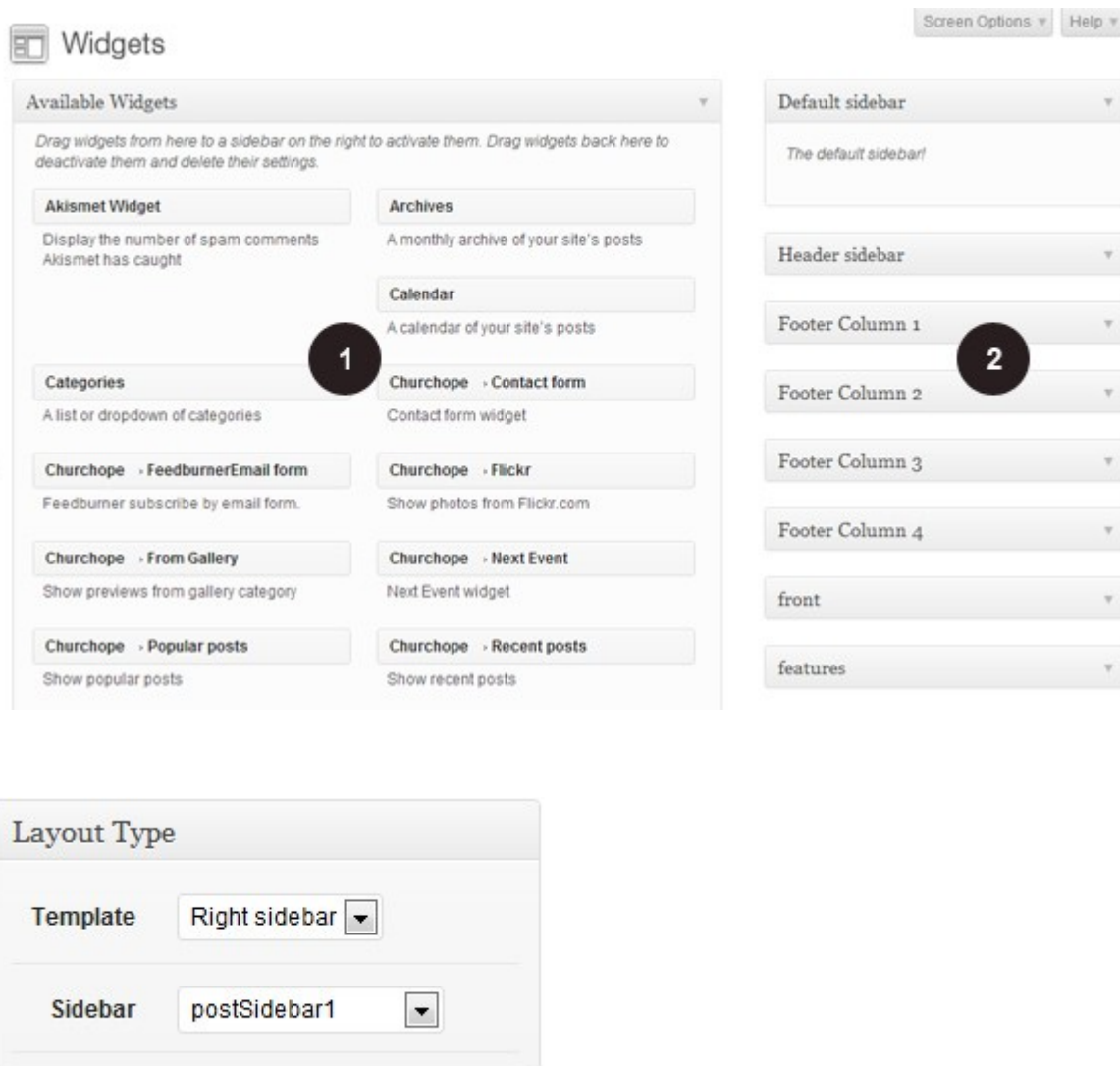
WordPress does not allow other characters or symbols so if you try to use them they will be stripped out.

For more info check [Sidebar Settings](#)

How to add Widgets to Sidebar?

After you created sidebar instance in Theme Options -> Sidebars you can find it in Dashboard -> Appearance -> Widgets, at the right side (2).

Now you can add widgets(1) to your sidebars(2). Simply drag widgets (1) from the left side and drop to your sidebars (2) at the right side.



How to add Sidebar to my page/post?

To add sidebar to your page simply choose it in page/posts layout options at the right side. Also you need to set layout (where to display this sidebar).

Header & Footer Sidebars

Our theme comes with fixed widget area for top header area and four widget areas for footer. To add widget to the header widget area you need to add widget to the sidebar called **“Header Sidebar”**.

To add widgets to the footer area, you need to add widget to the sidebars called **Footer Column 1, Footer Column 2, Footer Column 3, Footer Column 4**.